








Tests

DIN/EN standard

Design flooring MeisterDesign. next Edition M7

General data on product composition		
Type of covering:		Semi-rigid multi-layer flooring panel with an abrasion-resistant decorative top layer
Total thickness:		approx. 8 mm
Effective measurement: (length x width)		1287 x 220 mm
Product structure:		a. Multilayer Puretec® Pro-surface with special elastic film (PVC-free) b. Wood fibre board (approx. 890 kg/m ³ ± 3%) c. AquaStop edge impregnation d. 1 mm cork sound-absorbing cushion
Technical data		
Locking method:		Masterclik Plus
Wear class:	ISO 10 874	23 33
Wear resistance:	EN 13 329 (procedure A)	IP ≥ 2000 cycles
Antibacterial surface property:	ISO 22196	Effectiveness of the antibacterial property against Staphylococcus aureus ATCC 6538P and Escherichia coli ATCC 8739: "strong", value of the antibacterial effect A ≥ 3.
Impact resistance:	EN 13 329 (appendix F)	≥ 1600 mm
Stain resistance:	EN 438-2/25	Group 1: grade 5 Group 2: grade 5 Group 3: grade 4 Coloured rubber, natural rubber or plastic glides and castors as well as dark car, bike or equipment tyres may possibly cause discolouration on flooring. Please only use light, non-migrating furniture glides, castors or tyres, if possible.
Colour fastness:	EN ISO 105	≥ stage 6 on the bluewool scale
Fire behaviour:	EN 13 501	Cfl-s1 (hardly flammable)
Slip resistance:	EN 14 041 / 13 893	DS

Technical data

	Formaldehyde emissions (E1 = 0.1 ppm):	EN 717-1	≤ 0.05 ppm
	Content of pentachlorophenol:	EN 14 041 / 14 823	< 5 ppm
	Indent after constant load:	EN ISO 24343-1	≤ 0.1 mm
	Castor resistance:	EN 425	no visible changes or damage with soft, standard castors (type W)
	Behaviour on simulation of shifting furniture foot:	EN 424	no visible damage
	Underfloor heating:		Suitable for hot-water underfloor heating Electrical underfloor heating is generally suitable when it is built into the floor screed or the concrete layer and thus does not lie on the concrete layer as foil heating. The heating elements pipes wires must lie across the entire area and not just be partly present. If the area is only partially heated, the floor covering must have expansion joints (system profile strips). The maximum permitted surface temperature is 29°C. Standard foil heating systems are generally not recommended. One exception is self-regulating heating systems which maintain the 29°C surface temperature.
	Underfloor cooling:		A separate leaflet is available for laying on cooled floor constructions.
	Heat transfer resistance:	EN 12 667	with MEISTER-PE-film: 0.081 (m²K)/W
	Thermal conductivity:	EN 12 667	0.103 W/(m*K)
	Footfall noise reduction:	DIN EN ISO 10140-3	17 dB
	Antislip:	DIN 51 130 BGR 181	R 9

Tolerances

	Right-angle of the elements:	EN 16 511	target values met
	Determination of edge straightness:	EN 16 511	target values met
	Surface flushness:	EN 16 511	target values met
	Joint opening between the elements:	EN 16 511	target values met

General data on environment, installation and care

	Blue Angel:	RAL-UZ 176	awarded
	Disposal:		Residual pieces can be disposed of in household refuse (e.g. thermal treatment) Dispose large quantities according to municipal provisions (e.g. recycling centres) An energetic utilization in authorized plants is recommended.
	Cleaning and care:		Cleaning after construction work: CC PU Cleaner Regular cleaning: CC PU Cleaner Freshening care: CC Floor Mat
	Areas of application:		The flooring is suitable for all living areas as well as for commercial areas with heavy wear, e.g. open-plan offices, department stores, public buildings etc. The design floor is water-resistant (4 hours protection against standing water). Can be installed in humid rooms like e.g. bathrooms. This does not include outdoor areas and wet rooms, e.g. saunas, shower cubicles, steam rooms and rooms with a floor drain. Special requirements apply to treatment rooms and medical practices.
	Preconditions for installation:	DIN 18 365	The substrates must be ready for laying on according to the generally recognised rules of the trade, taking into account VOB (German construction contract procedures), part C DIN 18 365 "Floor covering work". The substrate must be dry (in the case of mineral substrates max. 2% or with underfloor heating 1.8 %, with anhydrite screed max. 0.5% or with underfloor heating 0.3 % residual moisture – measured with CM devices), even, firm and clean. Additionally, any unevenness of 3mm/ per initial metre and 2mm per further metre must be evened out according to DIN 18 202, table 3, line 4. The installation instructions provided with the product must be observed.



MeisterWerke Schulte GmbH reserves the right to make alterations to material and structures when this serves to improve the quality.